

INTERIOR INNOVATION AWARD COLOGNE 2005
 awarded as "BEST OF THE BEST" in the Category Best System

Panels, shelving units, cabinets with shelving units



A wall system which incorporates panels, cabinets and shelves.

Through the combination of these different elements the system is available in many different configurations characterized by functionality and aesthetical impact.

Shelves can be easily attached to the panel, which is self-supporting.

Thanks to adjusting devices, a correct installation is assured even in case walls are not completely flat. The panel is pre-arranged to provide access to the wires at different points.

You can also have solutions with other products of the MDF Italia collection such as, for example, Random, Minima and Lowboard.

The shelves can be easily fixed to the panels and can bear heavy loads.

Max. capacity per linear meter with distributed load is:

- 32 kg for a 30 cm deep shelf
- 28 kg for a 43 cm deep shelf
- same bearing capacity for tops and bottoms of cabinets

You can have both open or closed off compartments, with doors, drawers or with a large drawer, by means of special cabinets with shelves.

WALL PANELS

Made of MD wood fibreboards in the following finishes:

- **matt micro goffered lacquering in white and anthracite grey**
- **matt veneered in ash grey oak:** multilaminar wood in grey oak finish (pre-composed)
- **clad with a natural anodized aluminium sheet.**

Available lengths: 80 (intermediate and single panel only), 100, and 120 cm, thickness 30 mm, always in height 216.3 cm. With adjustable feet. Depending on the breadth of the panel composition, a wall bar and side closing panels are provided, in anodized aluminium or lacquered in the same finish of the panel. With a grey oak wall panel, the side closing panel is in anthracite grey.

SHELVING UNITS

Made from laminate* clad with natural anodized or polished aluminium. The shelves in polished aluminium may have a different chromatic reflectance. This type of aluminium, used in the lighting engineering industry, features high-definition technical characteristics. The particular industrial process of oxidation on minimal thicknesses (micron) defines the quality of reflectance (DIN 5063/3) and of gloss (ISO7668), and can produce surface conditions which result in the optical phenomenon of iridescence. Based on the features of the light source and of the incidence on the surface, reflectance can result in different tonalities, sometimes pink, sometimes light blue. The same surface may have differences in reflectance.

The shelves are 80,100,120 cm long, in two depths: 30 and 43 cm, always 11 mm thick.

Easy to install thanks to panel slots made according to the drawing and the grid. If side by side, the shelves have concealed joints so as to assure a perfect flatness.

note

*Laminate, in kraft papers of true cellulose impregnated in thermosetting resin, atoxic and free of asbestos and chlorine, is in full compliance with the EU provisions related to the emission of free formaldehyde (Fira Institute certification). It is also self-extinguishing and antistatic.

LIVINGSPLACE

DEFINING THE MODERN HOME

shop.livingspace.com



CABINETS WITH SHELVES

The sides of the storage units are made from **birch multiply wood**, in thickness 13 mm, doors and drawers are made from **MD wood fibreboards**, in thickness 13 mm, **100 gloss lacquered in white, black, grey, anthracite grey, red, green, yellow and orange**.

The cabinets always come with upper and bottom shelves from natural anodized or polished aluminium.

In lengths 80,100 and 120 cm they can be:

- closed off with retractable drop-front door, with drawers or large drawer in depth 43 cm
- closed off with retractable drop-front door only in depth 30 cm

Single cabinets are 30.1 cm high, double cabinets are 59.1 cm high.

The cabinet with a large drawer is available only in height 30.1 cm.

FLUSH-MOUNTED EQUIPMENT

Flush-mounted CD and DVD holders in anodized aluminium.

ACCESSORIES

The system is provided with a wide range of simple and very functional accessories.

- Decoder racks, Videorecorder/DVD racks, inner CD/DVD racks in anodized aluminium (for cabinets with large drawer)
- Shelves in the various finishes of the cabinet with large drawer.
- Top closing panel, in aluminium finish or lacquered in the same finish of the wall panel. With a grey oak wall panel, the closing panel is in anthracite grey.

CONFIGURATIONS BY DRAWING

Thanks to the simple method of installation, the panels are extremely adaptable and can create different wall systems of various dimensions which can incorporate cabinets and shelving units, thus offering very functional solutions of strong image on the basis of a pre-configured grid.

The system is provided with three simple and functional adjusting mechanisms:

- one in depth by means of an adjusting screw located between the panel and the bar of galvanized sheet iron, fixed to the wall, plus an adjustment device 5 cm above the ground;
- one in height (+25mm) with adjusting feet; these are concealed by means of a small shim element at the lower side of the panel;
- one for alignment by means of a T-shaped connecting device for panels.

The wall bar comes with pre-drilled holes so as to match the boards used to make plasterboard walls (for example, every 60 cm in the EU).

In this way, you have a 10 cm large hollow space off the wall (**which added to the 3 cm thickness of the panel gives a depth of 13 cm**) to provide access to the wires through pre-drilled holes, which can be also not at sight.

The side closing panel is provided with a small shim element to be used when the walls are not completely flat.

The adjustment mechanisms comprising the vertical fixing system and the wall spacer allow the unit to be perfectly flush and upright, and panels to be functional, strong and stiff at the same time.

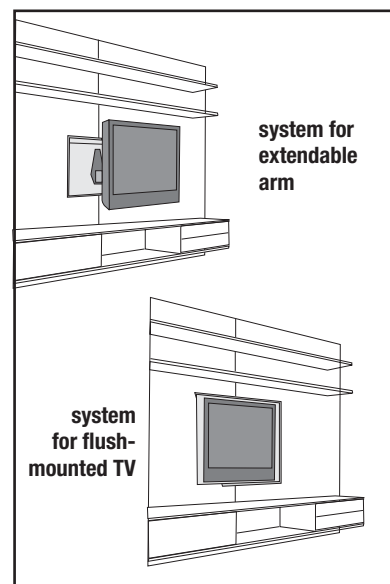
The panels come with slots (for shelves, for cabinets with shelves and for the flush-mount installation of the small opening for plugs) according to the drawing and the grid pre-configured by MDF Italia. Upon request the panels can be provided with a small opening with removable door in anodized aluminium where to locate TV and PC-plugs and outlets.


The cabinets are shipped assembled to the shelvings.

To obtain a proper configuration, please

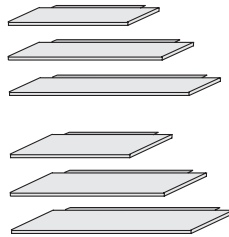
- follow the rules as per the diagrams from page 24 to 28
- always use the MDF Italia grid you can download from the website www.mdffitalia.it
- In the event of unit installation into niches, please contact our Sales Department to double-check dimensions and usable space.

LCD/PLASMA TELEVISION SYSTEM

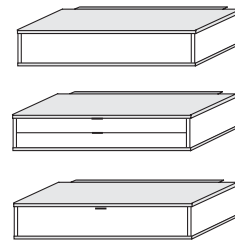




End, intermediate or single wall panels
 With adjustable feet
 Height 216.3 cm.
 Thickness 3 cm.
 Length 80 (single or intermediate only), 100 and 120 cm.





Shelving units
 depth 30 or 43 cm
 Thickness 11 mm.
 Length 80, 100, 120 cm.



Cabinet with shelving units
 depth 43 cm - height 30.1
 • with door
 • with two drawers
 • with large drawer
 Length 80, 100 and 120 cm.



Cabinet with shelving units
 depth 43 cm - height 59.1
 • with 2 doors
 • with 1 door and two drawers
 Length 80, 100 and 120 cm.



Cabinet with shelving units
 depth 30 cm - height 30.1
 • with door
 Length 80, 100 and 120 cm.



Cabinet with shelving units
 depth 30 cm - height 59.1
 • with 2 doors
 Length 80, 100 and 120 cm.

ACCESSORIES for panels

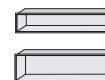
- small opening for outlets and PC plugs
- top closing panel
- LCD/Plasma Television System:
 - flush-mounted TV
 - pre-arranged for TV extendable arm
 - extendable arm

ACCESSORIES FOR CABINETS WITH LARGE DRAWER, DEPTH 43

- shelf
- decoder rack
- video recorder/DVD rack

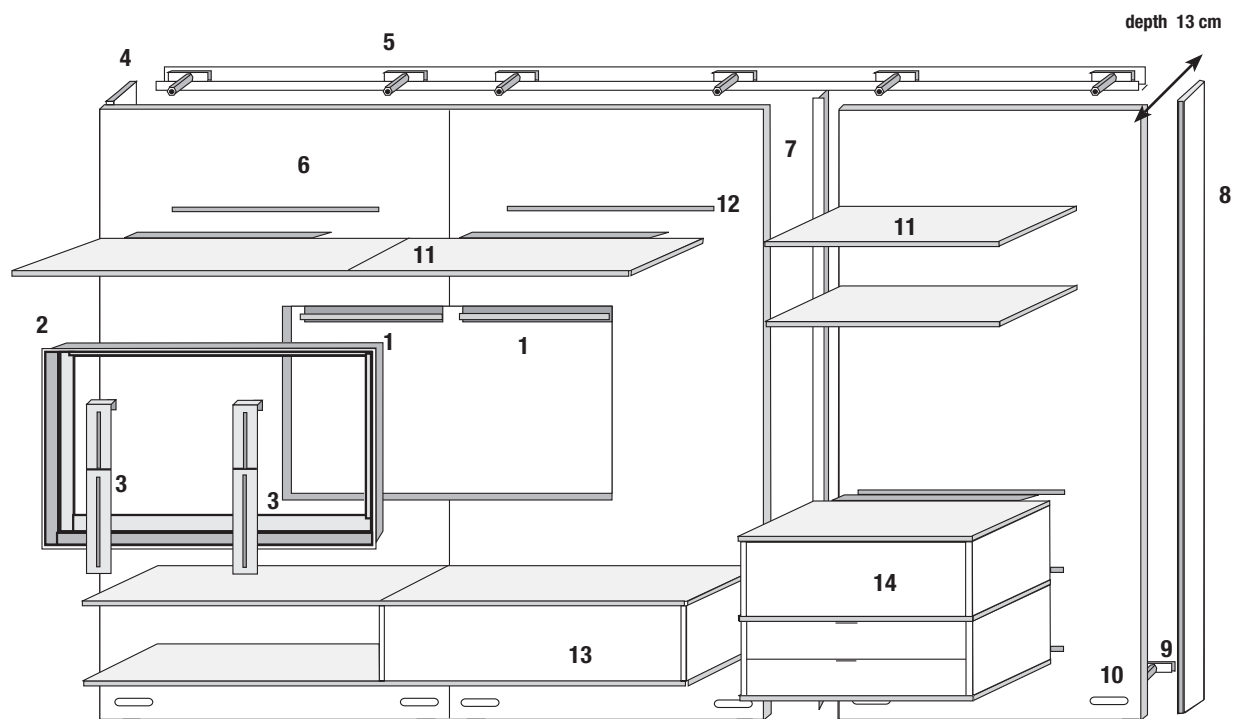
FLUSH-MOUNTED EQUIPMENT

- CD case
- DVD case

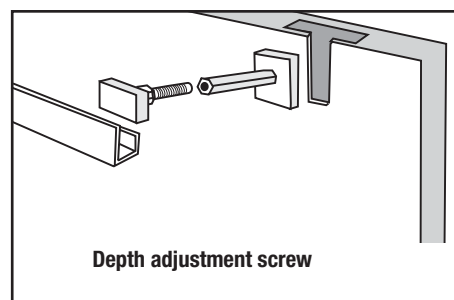


ELEVENFIVE units for composition

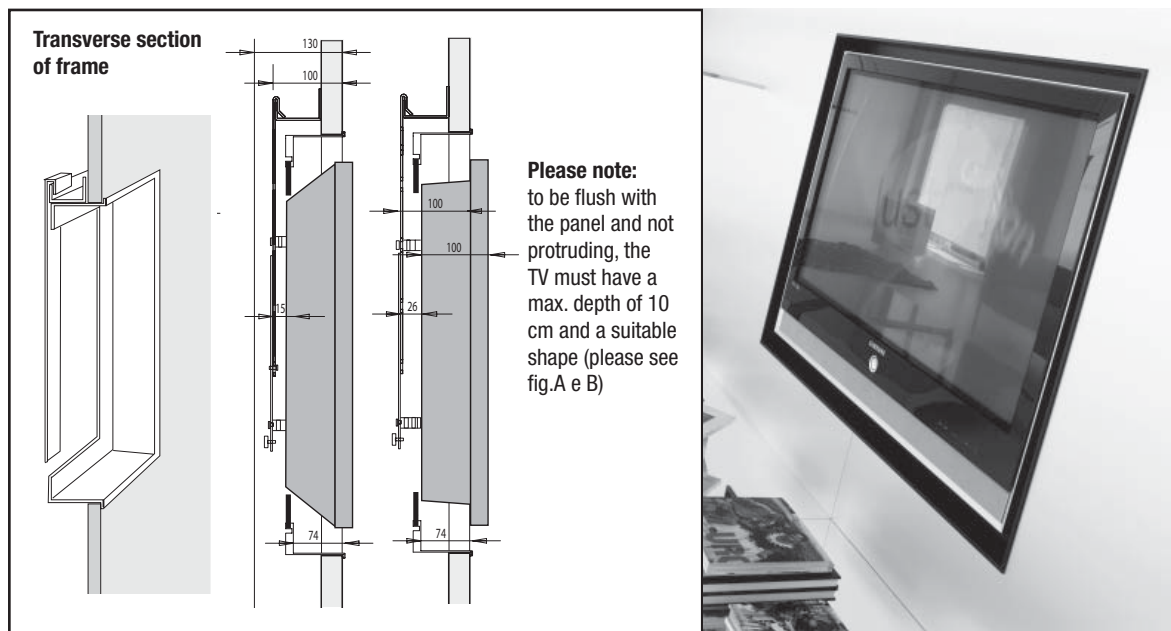
- | | |
|---|---|
| 1 Bars for TV frame brackets | 10 Holes for foot height adjustment |
| 2 TV frame | 11 Shelving units |
| 3 TV-supporting brackets and/or adapter | 12 Slots to receive shelving units |
| 4 Wall bar | 13 Door cabinet with shelves |
| 5 Depth adjustment device to fix to the panel | 14 1 door + 2 drawer-cabinet with shelves |
| 6 Panel | |
| 7 Connecting bar among panels | |
| 8 Side closing panel | |
| 9 Depth adjustment screw | |



The TV can also be housed by means of the extendable arm system (see on page 2.17)



LCD/PLASMA TELEVISION SYSTEM for Elevenfive 08-Elevenfive-LCD/Plasma Tv Panel



LCD/PLASMA TV SYSTEM

Within the Elevenfive system MDF Italia have created the LCD/Plasma Television System.

SPECIFICATIONS

The flush-mounted LCD/Plasma Television System offers innovative advantages:

- the TV is fixed and flush-mounted into the panel with no need of breaking the wall.
Please note: to be flush with the panel and not protruding, the TV must have a max. depth of 10 cm.
- the LCD/PTV system makes use of all the Elevenfive wall panels in their various sizes and finishes.

HOW TO INSTALL ON ELEVENFIVE PANELS

The MDF Italia fixing system is suitable for almost any type of LCD/Plasma TV. In some cases (for ex: with LCDs) it might be necessary to buy an adapter for the chosen TV set to add to the brackets of the MDF Italia system. According to the TV sizes and the height chosen, the panels are pre-arranged for the flush-mount installation of the TV, for the installation of the closing frame in black aluminium (at each side 4 cm larger than the TV), and the fixing system.

The system must always be placed between two panels. Once the TV-set is installed, the overall length of the two panels must allow to have a lateral limit band of at least 15 cm, including the 8 cm (4+4) of the closing frame.

Just to give an example: for a 50" Sony Plasma TV (code KEP50MRX1), in the following size: W157xH85.6xD10.8, the usable size is $157+4+4=165$ cm, so you need either two 100 cm long panels, or one of 120 and one of 80 cm.

Both in the purchase order and in the diagram you must always indicate the model of the LCD/Plasma TV and its code, the exact sizes (height, width and depth) and at which height on the panel you want it to be placed.

The slots in the panels, the closing frame and the fixing system are made according to the sizes given.

MDF Italia accepts no responsibility for a composition made with wrong sizes given. MDF Italia reserves the right to test the compatibility of the chosen model (LCD and Plasma) with the fixing system of the LCD/Plasma Television System.



TV EXTENDABLE ARM SYSTEM

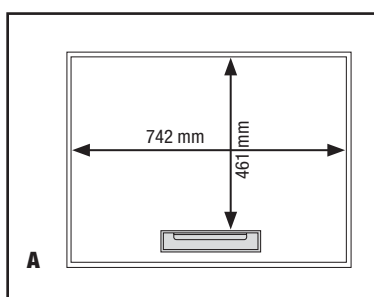
The MDF Italia Project Team have developed a Tv-supporting system capable of meeting the growing demand for innovation with LCD/plasma TVs.

This system can be used on all panels of Elevenfive, LCD/Plasma Panel and Highboard.

It is composed of a niche to house a TV, in size **75x57** cm and 59 mm in depth, made of black chipboard melamine-coated wood, thickness 20 mm. The panels sides are framed in anodized aluminium.

The niche is screwed to L-shaped brackets mounted on the rear of the panel.

Both the Tv arm specified in the Price List and any kind of similar systems you find on the market can be installed easily on the back of the niche with smaller dimensions than the usable ones (height 461 mm and length 742mm) as shown in fig. A.



HOW TO APPLY THE EXTENDABLE TV ARM

On Elevenfive panels

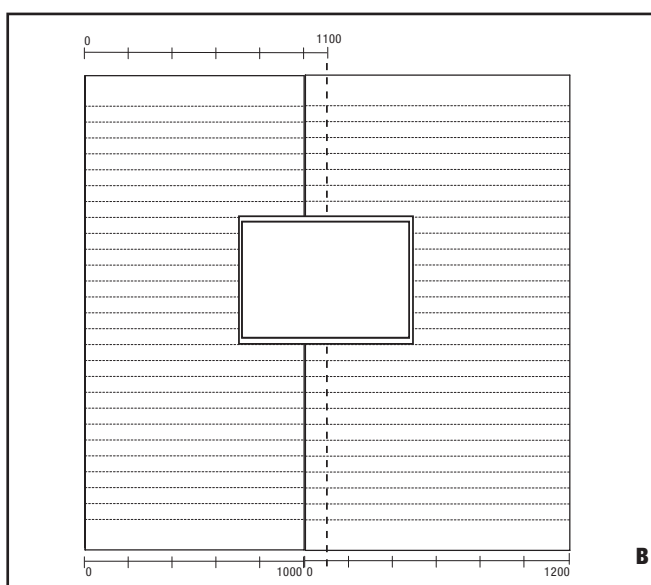
The niche is always positioned in between two panels.

The **vertical** position must match the slots provided for the shelvings (please see grid on page 2.24 of the Price List).

Shelvings and cabinets are to be positioned at a minimum distance from the cutout on the niche:

- no. 2 slots with TVs in height to 80 cm
 - no. 3 slots with TVs in height from 81 to 100 cm
 - no. 4 slots with TVs in height over 100 cm
- Horizontally**, the niche is **always** in the middle in-between two panels (no matter if of different size) so as to maintain an identical lateral limit band on both left and right (fig.B).

For customized positioning, please contact with the Sales Department.



On LCD/Plasma television panels

As a standard option, the two panels come with a cutout in the middle to fit in the niche.

On Highboard panels

The TV-support system can be applied only to the 150 and 200 cm large panels which will be provided with a cutout in the middle to fit in the niche as a standard option.

The panel must have a lateral limit band of at least 10 cm on the right and left, so as to ensure the TV to swing freely.

Specifications:

- By means of an adapter, it is suitable for any TV from 42" to 65" (EFW 6445 model). With TVs from 31" to 42", the model EFW 6345 is to be used
- Max. weight LCD/Plasma Tvs : 55kg
- Turn: 120°
- Tilt: 30°

To check the compatibility of your TV with the models of extendable arm specified in our Pricelist, it is highly recommended to check directly under www.vogels.com

Attention: we kindly ask you to make certain that the TV is compatible with the diagram configuration (distance with shelvings and cabinets) and the specified extendable arm.

If this is not done, MDF Italia will reject any responsibility.

ACCESSORIES

TV arm

by Vogel's, models EFW 6445 and EFW 6345.

The bracket, thanks to flexibility and freedom of movement, lets the screen tilt and turn for an optimal viewing experience.

Brackets in anthracite.

ELEVENFIVE diagram grid to be attached to the purchase order



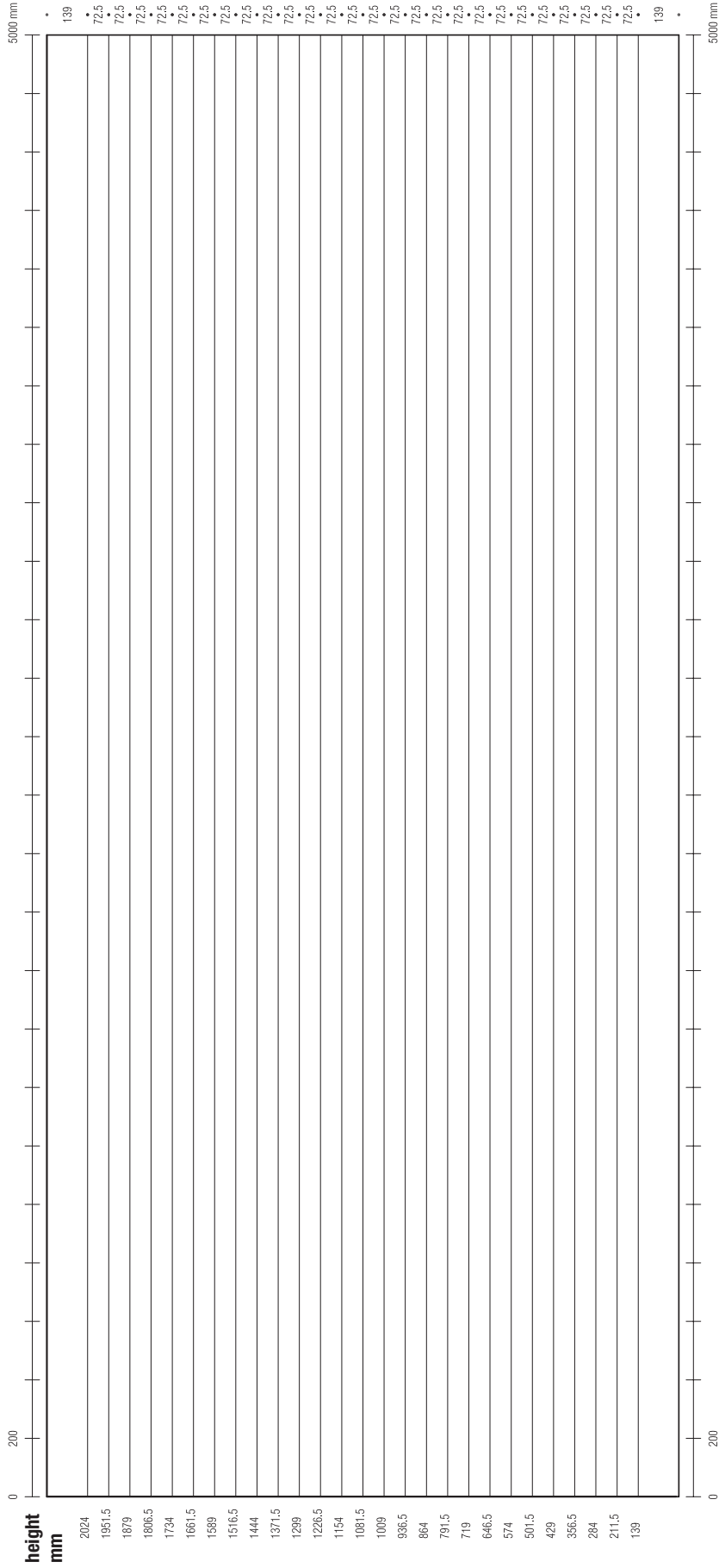
dealer

date

reference

signature

Panel height 2163 mm



SCALE 1:20

Lateral limit band:
200 mm on the end panel
(left/right)

The diagram, being integral part of the purchase order, must be made most precisely. It defines the following: at which height to position the shelvings and cabinets slots, the positioning of the flush-mounted LCD/plasma TV (dims and height from the ground), the positioning of the small openings to let wires in (at sight or inside the cabinets) and of the flush-mounted CD and DVD cases. The grid horizontal lines correspond to the distance between centers of the shelving units, i.e. of the slots. To obtain the usable distance between the shelving units, you must subtract 11mm corresponding to the thickness of the shelf.

MDF Italia accepts no responsibility for a composition made with wrong sizes given.

ELEVENFIVE how to install intermediate panels

INTERMEDIATE PANELS

- all cabinets and shelves must be in the same size of the panel (for ex., 80 cm cabinet – 80 cm shelf)
- CD/DVD holders must be centred, and **20 cm** smaller than the panel (for ex., 60 cm CD/DVD holders – 80 cm panel)
- The openings for outlets inside the cabinets are positioned in the middle of the cabinet, one slot above its bottom (*see diagrams 1,2,3*).
- The openings for outlets outside the cabinets are positioned above the cabinet, one slot above its top with three options:
 - on the left or on the right leaving a minimum gap of 5.5 cm off the edge
 - in the middle of the panel (*see diagram 4*)




diagram 1

diagram 2

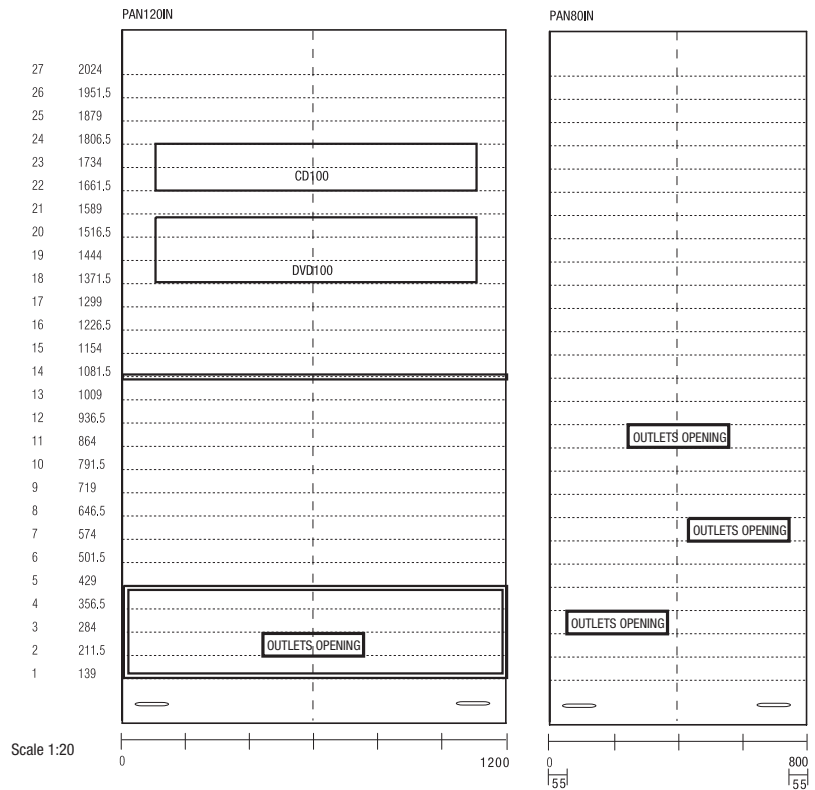


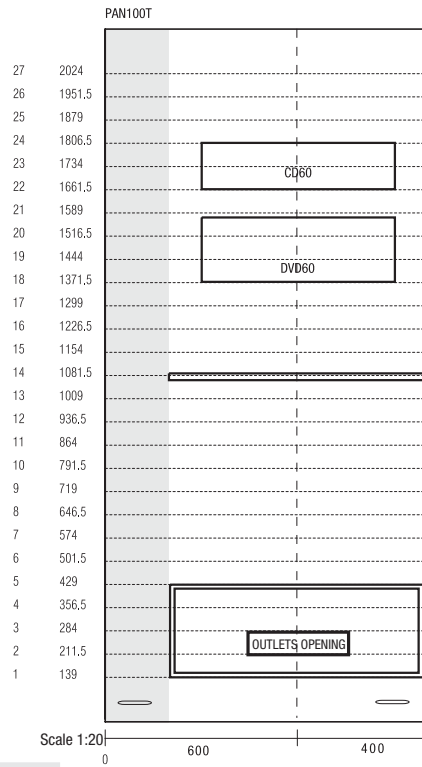
diagram 3

diagram 4

ELEVENFIVE how to install end panels

END PANELS

- All cabinets and shelves must be **20 cm** smaller than the panel (for ex., 80 cm cabinet – 100 cm panel)
- CD/DVD holders must be centred with respect to the cabinet/shelf or with respect to the panel, and **40 cm** smaller in size than the panel (for ex., 60 cm CD/DVD holder – 100 cm panel)
- The openings for outlets inside the cabinets are positioned in the middle of the cabinet, one slot above its bottom (*see diagrams 5,6,7,8*)
- The openings for outlets outside the cabinets are positioned above the cabinet, one slot above its top with three options:
 - on the left or on the right leaving a minimum gap of **5.5 cm** off the edge or off the lateral limit band
 - in the middle of the panel (*see diagram 9*)



limit band

diagram 5

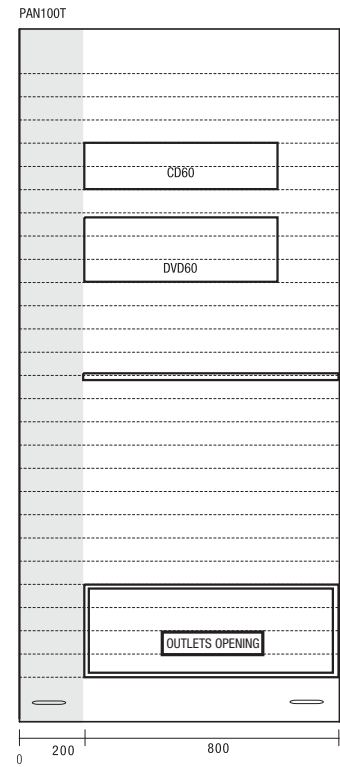
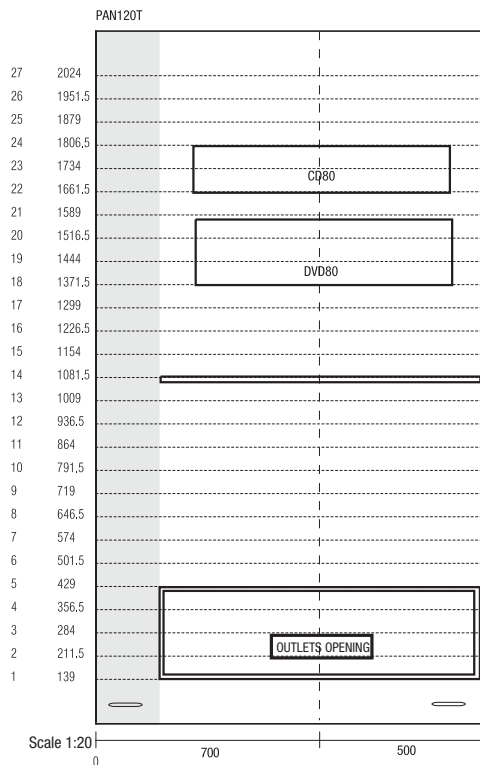


diagram 6



limit band

diagram 7

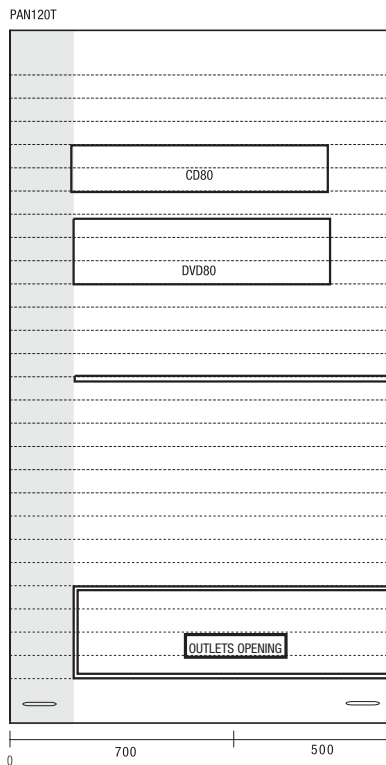


diagram 8

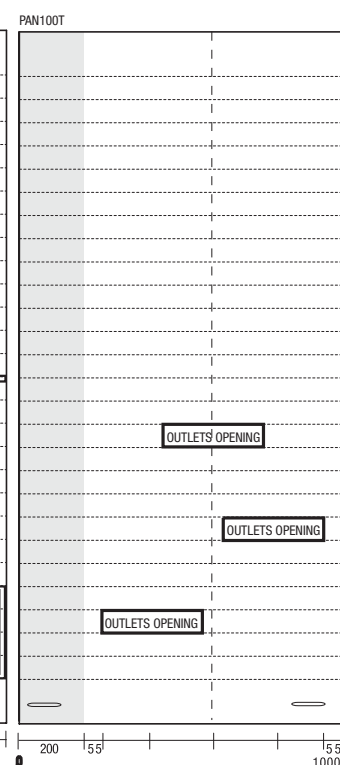


diagram 9

SINGLE PANELS

- Cabinets and shelves cannot be larger than the panel, so that:
 - 80 cm panels come with 80 cm cabinets and shelves only **(see diagram 10)**
 - 100 cm panels come with 80 or 100 cm cabinets and shelves **(see diagram 11,12)**
 - 120 cm panels come with 80 100 and 120 cm cabinets and shelves **(see diagram 13,14, 15)**
- CD/DVD holders must be centred to the cabinet/shelf, and **40 cm** smaller in size than the panel (for ex., 60 cm CD/DVD holder – 100 cm panel)
- The openings for outlets inside the cabinets are positioned in the middle of the cabinet, one slot above its bottom.
- The openings for outlets outside the cabinets are positioned above the cabinet, one slot above its top with three options:
 - on the left or on the right leaving a minimum gap of **5.5 cm** off the edge or off the lateral limit band
 - in the middle of the panel **(see diagram 16)**




diagram 10

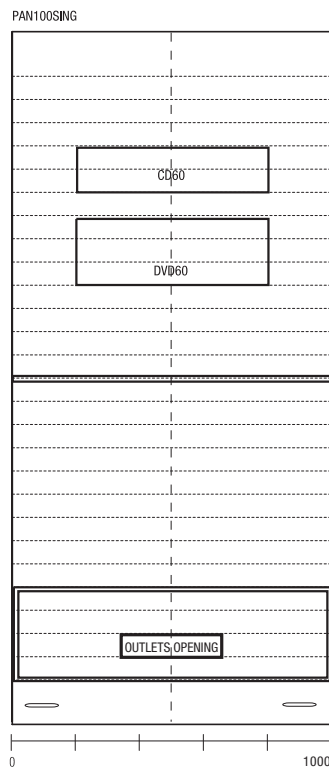


diagram 11

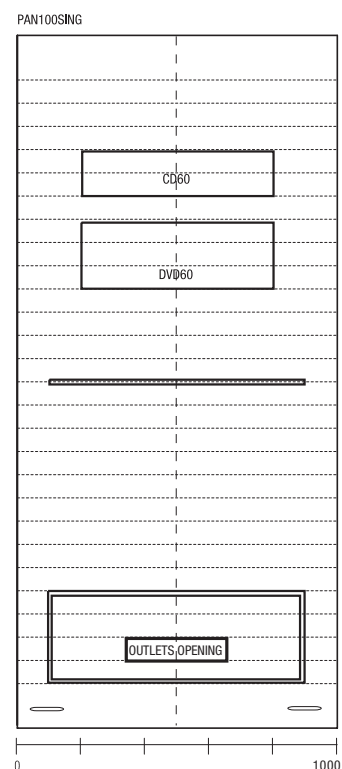


diagram 12

ELEVENFIVE how to install single panels

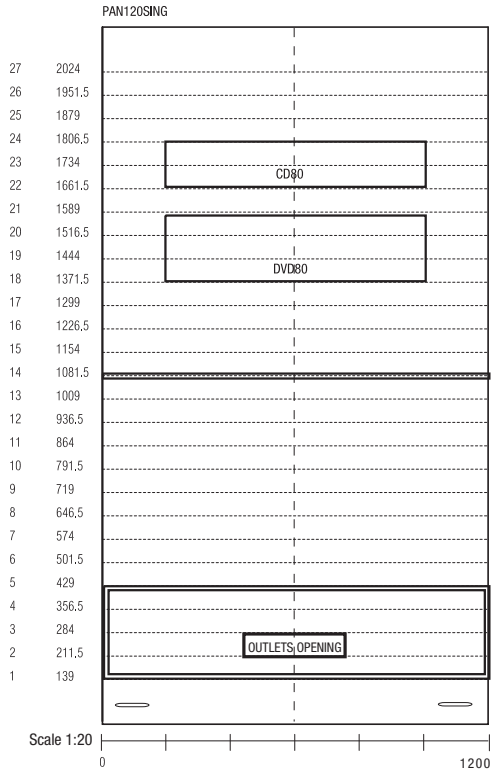


diagram 13

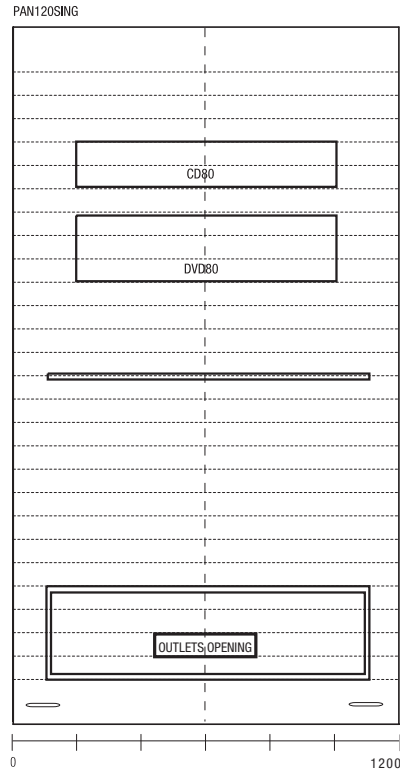


diagram 14

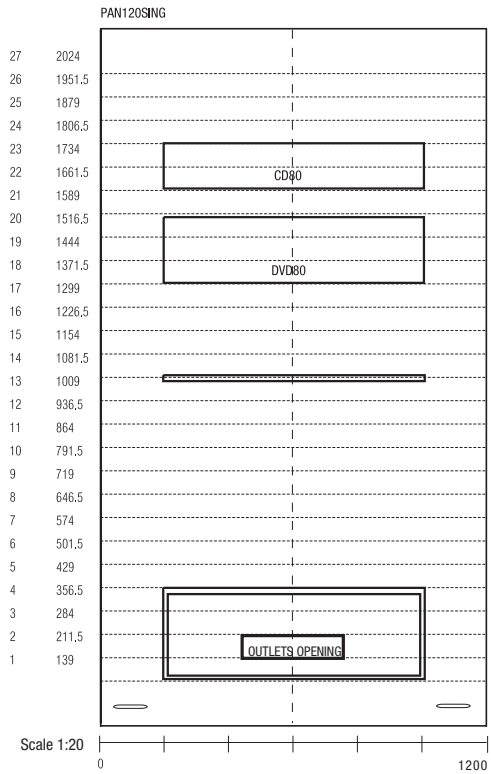


diagram 15

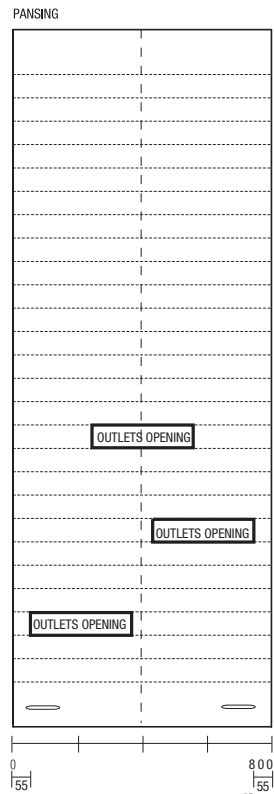











diagram 16







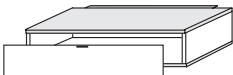





ELEVENFIVE panels and accessories

element	finish	code	code	code
PANEL *		length 80 cm	length 100 cm	length 120 cm
END PANEL				
	◆ white lacq., anthracite grey		0215-087-01	0215-098-04
	grey oak		0215-087-02	0215-098-05
	anodized aluminium		0215-087-03	0215-098-06
INTERMEDIATE PANEL				
	◆ white lacq., anthracite grey	0215-127-07	0215-087-10	0215-098-13
	grey oak	0215-127-08	0215-087-11	0215-098-14
	anodized aluminium	0215-127-09	0215-087-12	0215-098-15
SINGLE PANEL				
	◆ white lacq., anthracite grey	0215-127-16	0215-087-19	0215-098-22
	grey oak	0215-127-17	0215-087-20	0215-098-23
	anodized aluminium	0215-127-18	0215-087-21	0215-098-24
TOP CLOSING PANEL	aluminium	00-20-06491	00-20-06493	00-20-06495
	lacquered	00-20-06490	00-20-06492	00-20-06494
SMALL OPENING FOR OUTLETS AND PC PLUGS *				
35x7		00-20-06025	00-20-06025	00-20-06025

note

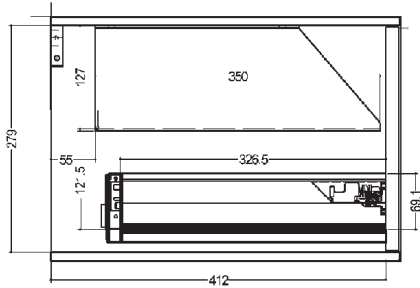
- * In the price the wall bar and the side closing panel (on both sides for single panels) are included. The price of the intermediate panel includes the wall bar only.
- * Please specify the position
- ◆ When ordering, please specify the colour of the lacquering

ELEVENFIVE shelving units, cabinets with large drawer and shelving units, accessories

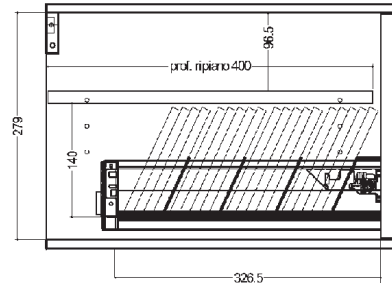
element/height	finish	code	code	code
SHELVING UNITS				
		length 80 cm	length 100 cm	length 120 cm
Depth 30 cm				
	natural anodized aluminium	00-20-06028	00-20-06030	00-20-06032
	polished aluminium	00-20-06029	00-20-06031	00-20-06033
Depth 43 cm				
	natural anodized aluminium	00-20-06034	00-20-06036	00-20-06038
	polished aluminium	00-20-06035	00-20-06037	00-20-06039
CABINET WITH SHELVING UNITS FOR LARGE DRAWER depth 43 CM *				
H 30.1 cm	with nat. anod. alum. shelves	0215-127-25	0215-087-27	0215-098-29
	with polished alum. shelves	0215-127-26	0215-087-28	0215-098-30
		The price only refers to the cabinet with front. In order to complete it, please add the price of the drawer (non-equipped or with CD rack).		
LARGE DRAWER				
non-equipped *		00-20-06460	00-20-06461	00-20-06462
				
with CD/DVD rack		00-20-06463 (95 CDs/45 DVDs)	00-20-06464 (133 CDs/60DVDs)	00-20-06465 (152CDs/75 DVDs)
				
ACCESSORIES FOR NON-EQUIPPED LARGE DRAWERS				
shelf	lacquered	11-09-00018	11-09-00017	11-09-00016
				
decoder rack H 9.7 (rack inner size cm 64.7x35, H9.7)		11-09-00007	11-09-00007	11-09-00007
				
videorecorder/DVD rack H 12.7 (rack inner size cm 64.7x35, H12.7)		11-09-00008	11-09-00008	11-09-00008
				
note				
* When ordering, please specify the colour of the gloss lacquering (white, black, grey, anthracite grey, red, green, yellow, orange)				
* Usable space in the 80 cm large drawer: 680x326 mm - 100 cm drawer: 880x326 mm - 120 cm drawer: 1080x 326 mm				

ELEVENFIVE examples of how to use equipment for drawers/large drawers

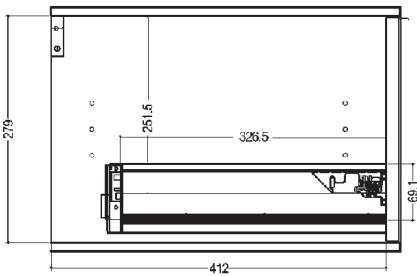
Cabinet with a large drawer equipped with:



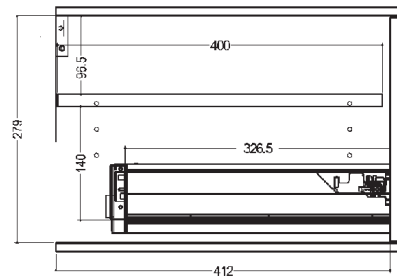
1 DRAWER, non-equipped + 1 VIDEORECORDER RACK



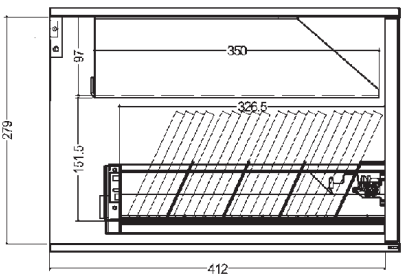
1 DRAWER with CD rack + 1 SHELF



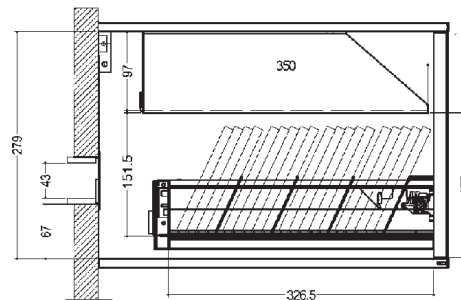
1 DRAWER, non-equipped



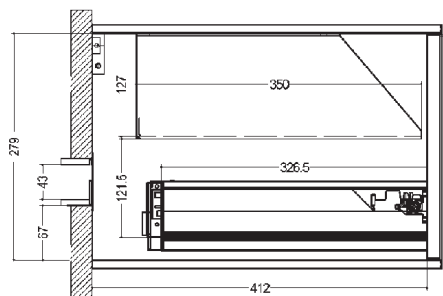
1 DRAWER, non-equipped + 1 SHELF



1 DRAWER with CD rack + 1 DECODER RACK




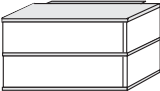
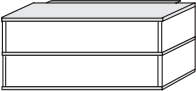



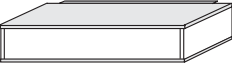

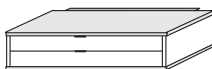
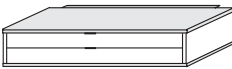
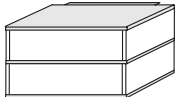
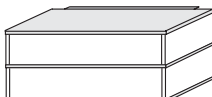






1 DRAWER with CD rack + 1 DECODER RACK + 1 SMALL OPENING for outlets/plugs



1 DRAWER, non-equipped + 1 VIDEORECORDER RACK + 1 SMALL OPENING for outlets/plugs

ELEVENFIVE cabinets with shelving units


element/height	finish	code	code	code
CABINETS WITH SHELVING UNITS DEPTH 30 CM *				
		length 80 cm	length 100 cm	length 120 cm
H 30.1 with retractable drop-front door				
	with nat. anod. alum. shelves	0215-161-31	0215-063-35	0215-165-39
	with polished alum. shelves	0215-161-32	0215-063-36	0215-165-40
H 59.2 with 2 retract. drop-front doors				
	with nat. anod. alum. shelves	0215-161-33	0215-063-37	0215-165-41
	with polished alum. shelves	0215-161-34	0215-063-38	0215-165-42
CABINETS WITH SHELVING UNITS DEPTH 43 CM *				
H 30.1 with retractable drop-front door				
	with nat. anod. alum. shelves	0215-162-43	0215-164-51	0215-166-59
	with polished alum. shelves	0215-162-44	0215-164-52	0215-166-60
H 30.1 with 2 drawers				
	with nat. anod. alum. shelves	0215-162-45	0215-164-53	0215-166-61
	with polished alum. shelves	0215-162-46	0215-164-54	0215-166-62
H 59.1 with 2 retract. drop-front doors				
	with nat. anod. alum. shelves	0215-162-47	0215-164-55	0215-166-63
	with polished alum. shelves	0215-162-48	0215-164-56	0215-166-64
H 59.1 with 1 door and 2 drawers				
	with nat. anod. alum. shelves	0215-162-49	0215-164-57	0215-166-65
	with polished alum. shelves	0215-162-50	0215-164-58	0215-166-66
note				
	* When ordering, please specify the colour of the gloss lacquering (white, black, grey, anthracite grey, red, green, yellow, orange)			

ELEVENFIVE flush-mounted equipments and LCD/Plasma Television System

element	size	code	code	code
FLUSH-MOUNTED CD HOLDER ♦		length 60 cm	length 80 cm	length 100 cm
for CD case H 12.5 cm	height 13 cm	00-20-06484	00-20-06485	00-20-06486



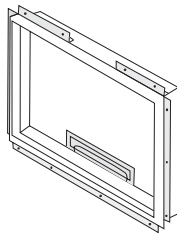
FLUSH-MOUNTED DVD HOLDER ♦				
for DVD case H 19.2 cm	height 19.6 cm	00-20-06487	00-20-06488	00-20-06489



NICHE FOR TV EXTENDABLE ARM

75x53 cm, depth 59 mm

11-09-00020



TV EXTENDABLE ARM

for TV from 31" to 42"

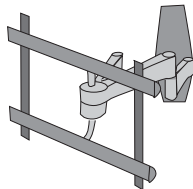
Mod.EFW6345

11-09-00021

for TV from 42" to 65"

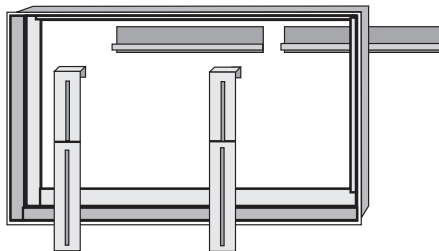
Mod.EFW6445

11-09-00022



LCD/PLASMA TELEVISION SYSTEM

Closing frame with fixing system



Frame for LCD/plasma TVs

00-00-13646

The price comprises the panels slots and machinings, the fixing system and the black aluminium closing frame

note

- ♦ The 60 cm holder contains 34 CDs/30 DVDs, the 80 cm 46 CDs/40 DVDs and the 100 cm 58 CDs/51 DVDs
The CD/DVD holders are always centered to the shelves and cabinets
As to positioning and dims, follow the rules as per the diagrams from page 13 to 16

