

Ero|SI is a swivel armchair with an organic egg shape, a refined combination of finishes and an adept use of colour. The quality and richness of its component materials, both for the body and the base, make it particularly elegant and sophisticated. Ero|SI is ideal for the home, in dining or living rooms, but it also fits nicely into offices as a representative chair in the meeting room or in waiting areas. Among the versions available are: polished aluminium swivel base with a central support, light four-legged structure in chromium-plated steel or on castor wheels. The choice of chromatic polycarbonate is generous in both transparent and solid variations.



**Materials**  
**Seat:** transparent or batch-dyed polycarbonate  
**Frame:** die-cast aluminum or chrome-plated steel

**4835/4837/4839**

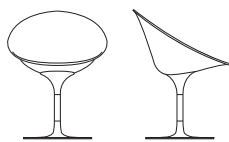
	reached level
6.2.1	4
6.2.2	4
6.7	4
6.15	4
6.16	4

**4835**

	reached level
8591/84	5

width    height    depth    seat height    weight kg

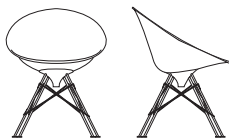
**4835**



62    79    70    46    8,200

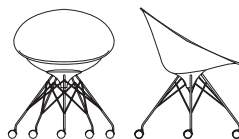


**4837**



62    79    70    46    6,200

**4839**



62    79    70    46    7,100

packaging	quantity	weight kg	volume m <sup>3</sup>
<b>4835</b>	1	12,760	0,362
<b>4837</b>	1	9,310	0,195
<b>4839</b>	1	9,580	0,195